

ASIAN

PROGRESSIVE



### Short Corridor

When you have a small frame, you need a short corridor design and **ASIAN PROGRESSIVE** is the ideal product



### Basic Design

It is a basic design with 12mm corridor and minimum fitting height of 14mm



### Good View

The special design concept behind it allows to keep a **GOOD PERFORMANCE** for distance and near zones and a generous corridor width, despite its shortness.



[procreattech.com](http://procreattech.com)

GENERAL USE DESIGN  
INTENDED FOR ASIAN MARKET  
SUITABLE FOR SHORT FRAMES

# **ASIAN**

---

# **PROGRESSIVE**

It's a new progressive design, the intended for Asian market and small frames. It is featured with a short corridor of only 12mm and minimum fitting height of 14mm. The geometry is optimized for such short corridor thus providing a good balance between usability and comfort.

## **TECHNOLOGIES**

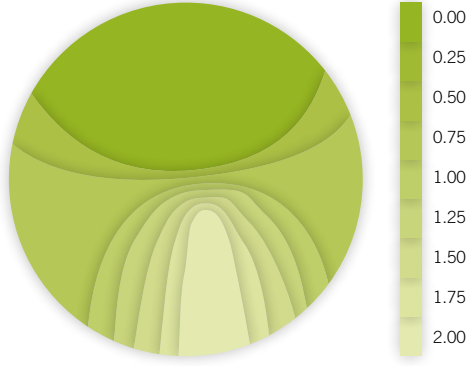
**NOMINAL**  
**POWER**




## **DESIGN PARAMETERS**



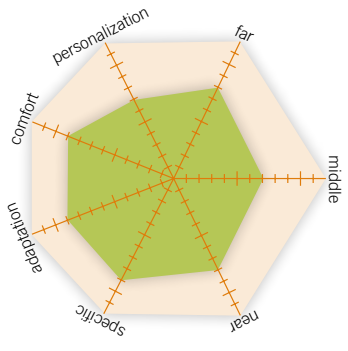
## POWER MAP



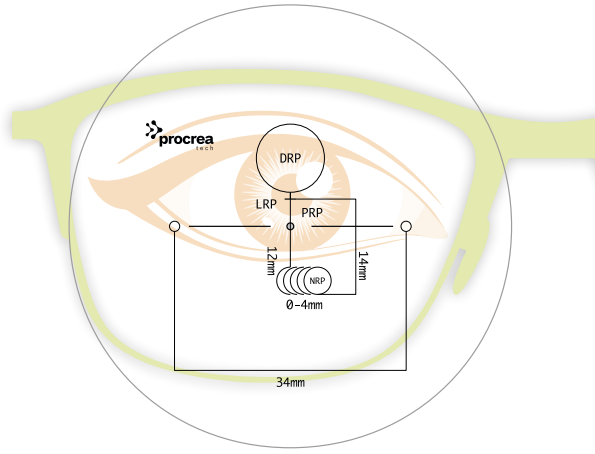
## CYLINDER MAP



## PERFORMANCE



## TECHNICAL SPECS



Market Segment	Type	Allowed Materials	Precalibration	Personalization
Medium to High-end asian progressive	Soft	All	Yes	No
Prism Ref. Point (PRP)	Distance Ref. Point (DRP)	Layout Reference Point (LRP)	Inset	Near Ref. Point (NRP)
Geometrical Center Allowed Range: 0 - 12 mm	+10 mm	+4 mm	0 - 4 mm auto inset	12 mm
Min. Fitting Height	Max. Diameter	Sphere Range	Cylinder Range	Addition Range
14 mm	80 mm	-30 / +25 dpt	-8 / +8 dpt	0.75 / 3.50 dpt



via dei calafati 9/A  
70056 Molfetta (Bari) Italy  
ph. +39 080 919 09 30  
fax +39 080 919 09 25  
info@procreatech.com  
procreatech.com